

Instructions for use of Soft Contact Lens

The file number:KSD-TD-03/MCK1 Revision numberA/1

Special note:This manual is to guide the wearer how to wear correctly and care for Soft Contact Lens (hereinafter referred to as: lens,contact lens or soft lens). Please be sure to read carefully before wearingunder the guidance of ophthalmologist or optometry professionals.

【Product name】 Soft Contact Lens

【Model】 MCK1

【Main material】 HEMA

【Package solution】 Boric acid borax and sodium chloride salt solutions

【Latest revision date】 2021.10.25

【Warning】

1. This product is in direct contact with the cornea, if anyone does not comply with the use of methods or related matters, it may cause a variety of diseases of the eye,or even blindness. Please read this manual carefully before use and follow the doctor's advicein accordance with the correct methods.
2. Please decide whether to wear this product after examination and assessment by an ophthalmologist.Optometry professionals should be responsible for checking and fitting for this product.
3. It may cause the wearer angle, conjunctival damage increased risk, and even the emergence of keratitis, corneal ulcer and other diseases of the eyes when wearing this product.So when there is eye secretions increase, redness,eye pain,photophobia,tears,foreign body sensation,decreased visual acuity and abnormal phenomenon,you should immediately stop wearing, and go to hospital for ophthalmology doctor checkas soon as possible.The delay of treatment may occur permanent visual damage.
4. Due to the existence of individual differences,it is still likely to produce changes such as corneal endothelial cells, corneal neovascularization under correct use of this product.
5. The wearer must follow the guidance and ophthalmology professional use, use has been made of soft lens care products medical device registration certificate. Disable the washing liquid, soap and other substitute clean lenses, alcohol and other substitute disinfection disable lenses.
6. Please wear strictly according to [Wear schedule].Daily-wear lens can not be weared during sleeping.Clinical has proved that:The risk of critical adverse events will significantly increase when wearing daily-wear lens during sleeping time.
7. When it is the first time to wear the soft contact lens,please go to the hospital to review regularly after the first day,first week,first month and third month fitting the lens.Even without any discomfort, it is recommended to go to the hospital regularly (or as a doctor's advice) for eye examination.
8. It has been sterilized.Please confirm whether the packaging is damaged or not before open. If the package is damaged, please do not use this product.
9. Flat decorative lens,without refractive error function,has the same risk with that with refractive error function,which should be used with caution.
10. This product can be used repeatedly.
11. Direct exposure of contact lenses to non-sterile water (e.g.tap water, whirlpool bath, swimming, participating in water sports) increases the risk of microbial infection
12. The use of nonsterile water (e.g. tap water) in the handling of contact lenses and contact lens cases increases

the risk of serious microbial infection.

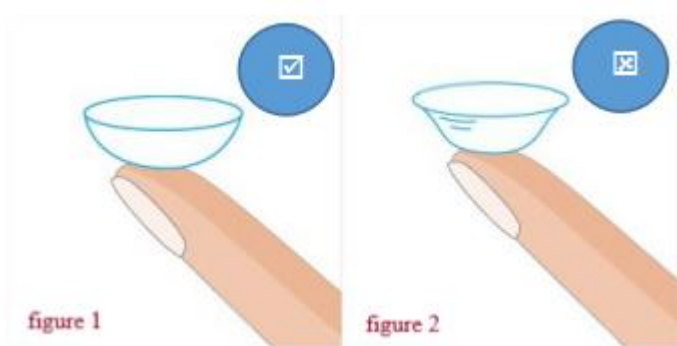
【 Intended use 】 This product is daily-wear lens, which can be used for myopia correction for patients without contraindications.

【Contraindications】

1. If oculist diagnoses to have a variety of eye diseases such as acute or chronic inflammation, glaucoma, abnormal corneal sensation, epithelium corneae damage, corneal endothelial cell decrease, xeroma etc., please do not wear the lens.
2. If oculist diagnoses to have systemic disease that may effect the eyes, please do not wear the lens.
3. Allergy history of contact lens or contact lens care products
4. Life or work environment is not suitable to wear soft lens, such as dust in the air, drug, aerosol preparation (eg. fixture, volatile chemicals), dirt etc.
5. Those can't use soft lens as required.
6. Those can not check regularly for eye examination.
7. Personal hygiene conditions do not meet the requirement of necessary sanitary conditions to wear soft lens.

【Precautions】

1. Have the habit to wear soft lens every day. Always take and wear the same lens to avoid confusion, right lens first left lens after. Take off the lens and put in corresponding lens box. If mix up the left and right lens, please ask an ophthalmologist or professional optometry for help. If you wear the opposite soft lens, your eyes will have obvious discomfort and a tingle feeling. The following method is usually used to distinguish the front and back sides of the lens (appearance method). Hold the lens on the finger. If it looks like a bowl, then it is the front side. (See Picture 1) If it looks like a plate, then it is the back side. (See Picture 2)



2. The first time to wear soft lens in the initial one or two weeks may have a slight sense of lens movement or discomfort, but it will disappear on their own gradually. If the sense is more obvious, or blurred vision, redness, photophobia and tears etc. irritation symptoms, you should take off the lens timely to find out the reasons. The possible reasons for the above problems are: ① The lens is not in the central of cornea; ② The lens is dirty and damaged; ③ Wearing the opposite lens; ④ Other reasons. If the symptoms continue, please go to the hospital to check by an ophthalmologist.
3. This product is strictly prohibited to heat or freeze.
4. If you need to use drugs, especially eye drops, please go to consult a doctor during the period of wearing the lens.
5. Please be cautious and consult a doctor if you are in pregnancy, lactation or have a pregnancy plan recently.
6. If you have the history of wearing orthokeratology, please go to consult a doctor before wearing the soft lens.

7. It is not recommended to wear the soft lens when bathing,swimming and surfing etc. water activities or diving activities as the soft lens is likely to fall off and the risk of eye infection may increase.
8. Do not wear the soft lens in the case of illness,such as a cold,fever and excessive fatigue.
9. Please wear the lens first after makeup and take off the lens after cleansing.
10. If you are using spraying agent such as hairspray and perfume when wearing the soft lens,please be cautious to use and close your eyes till the spray disappears and avoid getting into your eyes.
11. Please fully adapt to wear the soft lens first and then engage in drivingmotor vehicle.
12. Do not share the lens with others.
13. Keep this product out of the reach of children.
14. If the lens leaves the eyes and exposes to the air after a certaintime,it will become dried.Please don't use this lens again.
15. Please do not engage in intense collision and physical confrontation during the period of wearing the lens.

【Wearing Time Table】

This lens is day-time lens.You may have a different degree of foreign body sensation when you first time to wear the lens.

Your eyes can gradually adapt to the soft lens according to the following Table 1 Wearing Time Table.

Table 1 Wearing Time Table

days of wearing	1	2	3	4	5	6
time of wearing (Lens total diameter 13. 80mm-14. 20mm)	4	6	8	10	12	12
time of wearing (Lens total diameter 14. 30mm-14. 50mm)	4	6	8	10	10	10

1. Comply with the time of wearing.If it is the first time to wear or wear it again after stop wearing,please start to wear 4h per day and increase 2h per day.Please don't wear the lens while sleeping.
2. It is recommended not to wear more than the maximum time of Table 1.Time of wearing varies from person to person.Please do not wear overtime.
3. If you stop wearing halfway, it should be readapted according to initiate wearing time.

【Mechanism of Action】

Soft Contact Lens mainly applies to rectify all kinds of eyes ametropia.In the above eyes ametropia,light is not properly focused on the retina,resulting in blurred vision.When the lens is placed on the cornea,as an optical element in front of the eye,then combine its optical effect to focus the light right on the retina so as to bring a clear vision.

【Package components】

Bottled: One lens per bottle.

Boxed: One piece per box is initially packaged

【Nursing SolutionPrecautions】

This product use is currently listing applies to soft lens care solutions and related products, such as Constar multi-purpose contact lens care solution, you can meet the lenses clean, with the exception of protein, washing, sterilization and storage requirements.

If using a nursing lens not only cleaning hard lens care solution well, cannot clear lenses of precipitation, or even damage the lens.

Solution selection, please refer to the relevant product specifications or consult an ophthalmologist or eye professionals.

And pay attention to the following:

1. Please strictly follow the instructions of different types of nursing solution. The sequence shall not be reversed and different nursing solution may not be mixed or used alternatively.
2. Nursing solution should be used in the shelf life and valid period, otherwise it must be discarded after expiration.
3. Dirt from finger, lens or lens box do not touch the top of the bottle. Place the inner mouth of the bottle upward after opening the bottle.
4. Store in constant temperature, away from light, dry environment.
5. If nursing solution appears turbid or the eyes appear discomfort in normal use, such as redness and tears, it should be stopped immediately and consult a doctor.
6. Nursing solution which has been exposed to the lens should be abandoned and prohibited repeated use.

【Method of Wearing and Taking off the lens】

1. Precautions:

- ① Do not use excessive strength kneading, friction lens, so as to avoid damage to the lens;
- ② Please strictly follow the procedures and requirements of cleaning, deproteinization, washing, disinfection, storage and wearing lens. Every step can not be replaced with each other;
- ③ The lens must be soaked in specific nursing solution with disinfection function before wearing. The soaking time can refer to the instructions of nursing solution.
- ④ The lens which has been preserved for more than a week must be recleaned and disinfected before wearing.

2. Preparation

- ① To learn the specific guidance of professional personnel for wearing methods.
- ② Wash your hands thoroughly with soap and water before each touch of the lens.
- ③ Keep your nails short and trim. Do not use your nails to touch the lens in the process of wearing, taking off and nursing.
- ④ Wearing, taking off and nursing the lens on a clean and flat table so as not to fall off to the ground or lost.
- ⑤ Have the habit to wear soft lens every day. Always take and wear the same lens to avoid confusion, right lens first left lens after.
- ⑥ The habit to check before each wearing lenses no abnormal appearance, its moist and clean. Lenses have spots, residual impurities, bubbles, cracks, breakage, such as abnormal situation shall not be used.

3. Step to wear the lens

- ① Your hands should keep clean and try before wearing the lens and hold the negative camber of the lens upwards in the finger.
- ② Recognize the front and back side
- ③ Look down at the mirror on the table.
- ④ Use the index finger or middle finger to press the edge of the upper eyelid, fully spread upper eyelid upwards, and fix on the eyelid. Use the finger of another hand to press the edge of the lower eyelid, and fully spread lower eyelid downwards.
- ⑤ The lens should be gently placed in the central part of the cornea (black eye).
- ⑥ Blink several times gently and wipe overflow liquid outside the eyes with towel (if any). Wear with the above steps right lens first left lens after. In the process of wearing the lens, if the lens is squeezed out of the eyelids or dropped

on the desktop, it must be cleaned and disinfected again with nursing solution before wearing.

4. Steps to take off the lens

- ① Make a preparation according to this section article 2 Preparation
- ② Fully spread the eyelids same as the method to wear the lens.
- ③ Pinch the bottom of the lens with the thumb and index finger gently, then take off the lens gently.

【Nursing and Storage】

1. Each time before cleaning and disinfecting the lenses, lens in the box prior injection of 2/3 capacity of contact lens care solutions.
2. Off the lenses placed in the Palm, drop 2~3 drop contact lens care solutions.
3. With one hand and forefinger pulp lens front and back gently rub 20 times each.
4. The edge of the lens with his hand picked, wash the lenses with contact lens solution fully. Avoid nursing during the washing liquid bottle and soft lens contacts.
5. After washing the lenses into the respective lens box, determine each mirror, full immersion, and tighten the lid. With disinfection functions solution soaking time see the care provided in the product manual.
6. lens long when not in use is subject to stringent cleaning, rinsing, disinfecting, and stored in the Save function in the solution, change the stock every 7 days. Worn again before fully cleaning, rinsing and soaking disinfection, see immersion time care provided in the product manual.
7. Cleaning, washing, disinfection, to protein not interchangeable for each step.
8. The protease (liquid) cleaning will help remove protein deposits on the lenses. Multifunction solution with protein function is not a substitute to protease (liquid), protease (liquid) is not a substitute for regular cleaning and disinfection. Generally recommended once every 7 days using protease (liquid) lens carefully by protease Tablet (liquid) manual operation.
9. Lens recommendations can be reused for 1 year, within a year of actual service life prescribed must be replaced after one year. To check before each wearing lenses no abnormal appearance, its moist and clean. When lenses have spots, residual impurities, bubbles, cracks, breakage, such as abnormal situation is allowed to continue to use and must be replaced to avoid eye damage.

【Cleaning of lens box】

1. Lens box is important source of microbial contamination. In order to prevent eyes infection, please clean, wash and dry the lens box everyday after use.
2. Please use clean and specific brush to clean the inside and outside of the lens box with purified water and soak with boiling water and then dry every week, meanwhile keep the lens box clean and neat.
3. Once every three months to replace the lenses box.

【Emergency Solution】

1. If the lens is attached (stop) or can not be taken off, please drop several drops recommended lubricating fluid into your eyes. Take off the lens after it can be free activity on the surface of the eye. If the lens still can not be taken off, you should go to the hospital immediately.
2. If any type of chemical materials (household products, all kinds of solutions, laboratory chemicals, etc.) splash into the eyes, please wash the eyes with plenty of running water and take off the lens and go to the hospital immediately.
3. If dust particles from external environment enter into the eyes and cause the eyes discomfort, please do not rub the eyes and drop a few drops of lubricating fluid instead. Please take off the lens and clean thoroughly. If there is still eyes

discomfort, please go to the hospital immediately.

4. If the lens shift in the process of wearing, you can find the shift of the lens with the mirror. At first, use the finger to fix the eyelid where there is the shifted lens in the opposite direction of the lens so as to fix the lens indirectly, but please don't press the shifted lens. Look slowly to the lens direction, so that the shifted lens can be returned to the central cornea. If the above method can not reset the lens, it can be reworn after taking off.

【Side effects】

If you wear or improper care, may cause the following problems:

1. Eyes burning, itching and discomfort is possible.
2. Feeling stronger.
3. There may be ocular diseases such as keratitis, corneal ulcer.













【Storage conditions】

4 °C above dry, cool, no corrosive gas environment. Production batch number, production date and valid period or expiration date please refer to the label.

Please use before the date indicated on the aseptic packing (or outer box).

【Graphics and Symbolic Interpretation】

Symbol: The following symbols may appear on the volume label or outer packaging.

symbol	instructions	symbol	instructions
	Symbol for method of sterilization using steam or dry heat	BC	base of arc radius
	Caution, consult accompanying documents	F' v	Back vertex power
	Batch code	ϕ_T	Total diameter
	expiry date		date of manufacture
	Need to be used by prescription instructions		Consult instructions for use
	manufacturer		Temperature range
	authorised representative in the European Community		Please do not litter
	Do not use if package is damaged		

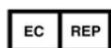


Gansu Constar Technology Group Co., Ltd.

No. 10, Chuangxin South Road, Baiyin District, Baiyin, Gansu, 730900, P.R.China

Tel: 0943-8257666

Fax: 0943-8260888



Masa Beauty Vasagatan 17A Igh 791 31falun

46766523222

CE 0197