

T4 (Total Thyroxine) Rapid Quantitative Test (Immunofluorescence Assay)

For in vitro diagnostic use only. For professional use only.

PRODUCT NAME

T4 (Total Thyroxine) Rapid Quantitative Test (Immunofluorescence Assay)

SPECIFICATION

1 test/kit, 10 tests/kit, 20 tests/kit, 25 tests/kit, 50 tests/kit, 100 tests/kit;

INTENDED USE

The TT4 (Total Thyroxine) Rapid Quantitative Test along with Aehealth FIA Meter is intended for vitro quantitative determination of Total Thyroxine (TT4) in human serum or plasma. The test is used as an aid in the functional diagnosis of thyroidea .

SUMMARY

The determination of serum or plasma levels of Thyroxine (T4) is recognized as an important measurement in the assessment of thyroid function. Thyroxine (T4) is one of two major hormones produced by the thyroid gland (the other is called triiodothyronine, or T3), T4 and T3 are regulated by a sensitive feedback system involving the hypothalamus and the pituitary gland. Approximately 99.97% of the T4 circulating in the blood is bound to plasma proteins: TBG (60-75%), TTR/TBPA (15-30%) and Albumin (~10%). Only 0.03% of circulating T4 is free (unbound) and biologically active. Total T4 is a useful marker for the diagnosis of hypothyroidism and hyperthyroidism.

Normal Reference Value: 66-181 nmol/L (5.1~14.1ug/dL)

Conversion factor as unit of nmol/L:1ug/dL =12.87 nmol/L;

Note: Individual reference range is suggested to be established for each laboratory.

PRINCIPLE OF THE PROCEDURE

The Aehealth TT4 Rapid Quantitative Test is based on fluorescence immunoassay technology. The Aehealth TT4 Rapid Quantitative test uses a competitive immunodetection method, when sample is added to the sample well of the Test Device, the fluorescence-labeled detector T4 antibody binds to T4 antigen in blood specimen. As the sample mixture migrates on the nitrocellulose matrix of test strip by capillary action, the antigen-antibody complexes can't be captured to T4 antigen that has been immobilized on test strip, but the rest of fluorescence-labeled antibody is captured. Thus the more antigen in blood specimen, the less complexes accumulated on test strip. Signal intensity of detector antibody reflects the amount of T4 captured and Aehealth FIA Meter shows TT4 concentrations in blood specimen.

COMPONENT

Test cassette	IC card	Instructions for use	Sample diluent
25 tests	1	1	25
For each test card bag, it contains one test card and one package of desiccant.			

STORAGE AND STABILITY

1. Store the sample diluent at 2 ~ 30°C. The sample diluent is stable up to 18 months.
2. Store Aehealth TT4 rapid quantitative test cassette at 2 ~ 30°C, shelf life up to 18 months.
3. Test cassette should be used within 1 hour after opening the pack.

MATERIALS SUPPLIED

- Test cassette
- Test cassette IC card
- Sample diluent

MATERIALS REQUIRED BUT NOT PROVIDED

- Transfer Pipette Set (10 µL, 100 µL size)
- Specimen Collection Containers
- Alcohol Pads
- Centrifuge (for Plasma/Serum only)
- Timer

WARNINGS AND PRECAUTIONS

1. This kit is for in vitro diagnostic use only.
2. Do not mix components from different kit lots.
3. Do not use test kit beyond the expiration date.
4. Do not use test cassette if its lot # does not match with IC card # that is inserted onto the equipment.
5. The Aehealth TT4 rapid quantitative test kit is only operational in the Aehealth FIA meter.
6. Do not use the test cassette if the pouch is punctured or not well sealed.
7. The test cassette and meter should be used away from vibration and magnetic field. During normal usage, the Meter itself may cause vibration, which should be regarded as normal.
8. Use separate clean pipette tips and sample diluent vials for different specimens.
9. Blood specimens, used test cassettes, pipette tips and sample diluent vials should be handled and disposed in accordance with standard procedures and relevant regulations of microbiological hazard materials .
10. The results should be interpreted by the physician along with clinical findings and other laboratory test results.

SPECIMEN COLLECTION AND PREPARATION

The test can be performed with serum or plasma.

For Serum and Plasma:

1. Separate the serum/plasma from blood as soon as possible to avoid hemolysis.
2. Test should be performed immediately after the specimens have been collected. Do not leave the specimens at room temperature for prolonged periods. Specimens may be stored at 2°C ~ 8°C for up to 3 days. For longterm storage, specimens should be kept below -20°C.

TEST PROCEDURE

The recommended operating ambient temperature is 22-28°C.

Refer to Aehealth FIA meter operation manual for the complete instructions on use of the test. The test should be operated in room temperature.

Step1: Preparation

Check/ swipe the IC card information to the equipment.

Step2: Sampling

Draw 40 µL of serum/plasma with a transfer pipette and add it to the sample diluent tube.

Step3: Mixing

Mix well the specimen with sample diluent for 1 minute by tapping or inverting the tube.

Step4: Loading

Take 100 µL of sample mixture and load it onto the sample well of the test cassette.

Step5: Testing

Quick Test: After 15 minutes of sample adding reaction, insert the detection card into the carrier of the fluorescence immunoassay analyzer, click the "Test" button on the "Quick test" page, enter the information, and click "test" the instrument will automatically detect and print the results;

Timing Test: Insert the detection card into the carrier of the fluorescence immune analyzer immediately after adding the sample, double click the "Timing test" button, enter the information and click "test", after the automatic incubation countdown is over, click test, automatically detect, give the test results and print.

LIMITATIONS OF PROCEDURE

1. This test has been developed for testing human serum and plasma specimen.
2. The results of Aehealth TT4 Rapid Quantitative Test should be evaluated with all clinical and laboratory data available. If TT4 test results do not agree with the clinical evaluation, additional tests should be performed.
3. The false positive results may come from cross-reactions with some similar antibodies in blood; and similar epitopes from non-specific components in blood capturing fluorescent labeled antibodies.
4. The plasma sample is recommended to use EDTA, heparin or sodium citrate for anticoagulation.
5. Other factors may interfere with Aehealth TT4 Rapid Quantitative Test and may cause erroneous results. These include technical or procedural errors, as well as additional substances in blood specimens.

PERFORMANCE CHARACTERISTICS

Detection Limit : 10 nmol/L ;

Linear Range: 10~320 nmol/L;

Linear correlation coefficient $R \geq 0.990$;

Precision: within batch C.V. is $\leq 15\%$; between batches C.V. is $\leq 20\%$;
















Accuracy: the relative deviation of the measurement results shall not exceed $\pm 15\%$ when the accuracy calibrator prepared by TT4 national standard or 1.0mg/L and 10.0mg/L standardized accuracy calibrator are tested.

Cross-Reactivity: The following substances do not interfere with the T4 test results at the indicated concentrations: TT3 at 500ng/mL, rT3 at 50ng/mL.

BIBLIOGRAPHY OF SUGGESTED READING

1. Li Guixiang. Detection of TT3, TT4, TSH, FT3 and FT4 and judgment of thyroid function[J]. Chinese Pharmaceutical Journal, 2003(9):81.
2. Milinkovi N, Ignjatovi S, Zarkovi M, et al. Indirect estimation of reference intervals for thyroid parameters[J]. Clin Lab, 2014, 60 (7) : 1083-1089.

INDEX OF CE SYMBOLS

 IVD	In Vitro Diagnostic medical Device		Do Not Reuse
	Expiration Date		Consult Instructions For Use
	Store at 2-30		Date of Manufacturer
	Manufacturer		Batch Code
	Warning, please refer to the instruction in the annex		Keep Dry
	Avoid overexposure to the sun		CE Mark
	Don't use the product when the package is damaged		Biological Risks
	Authorized Representative in the European Community		

Please read this user manual carefully before operating to ensure proper use.

Document No: 30900022 Version: 1.2

BASIC INFORMATION



AEHEALTH LIMITED

Address: Unit G25 Waterfront Studios, 1 Dock Road, London, United Kingdom, E161AH

Email: sales@aehealth.uk



MedNet EC-REP GmbH

Borkstrasse 10, 48163 Muenster, Germany